



## SESSION TEN

# BUILD YOUR HOUSE ON THE ROCK

### BIG IDEA

Jesus promised that if we listen to his words and

# BUILD OUR LIVES ON THEM

*we will have the foundation for a wonderful future.*

### PREP *(Kids can help!)*

- Prepare a roasting dish (or other large container) beforehand. Put a pile of sand (or flour) on one side and a large flat rock on the other side
- Fill a bottle of water (large as possible)

### WHAT GOES IN THE BOX?

- Cut-out pictures of house building from the appendix
- Two plastic houses e.g. lego or duplo (or a house made of small boxes)
- Draw outlines of houses on 2 pieces of A4 paper – (ie a square with a triangle roof)
- A pin
- Some hard sweets like boiled lollies, rocky road or peanut brittle



### INTRO

Jesus told a story to show that the way we live shows what we are basing our lives on. We always have a choice to base our lives on God's word – the way of wisdom – or on foolishness. Remember Jesus promised that he would send the Holy Spirit to help us live God's way. He knows that we often have choices to go different ways. We can make foolish choices that get us into trouble; or we can make wise choices to obey Jesus and build our lives on a really solid foundation.

### GAME

“BY WISDOM A HOUSE IS BUILT, AND THROUGH UNDERSTANDING IT IS ESTABLISHED.”

- PSALM 24:3 -


- Hand out the house-building pictures from the appendix. Have everyone work together to put them in the correct order.

### Questions

- If you were going to build a house, what would you do first?
- Which part do you think is most important to get right? Why?
- What are foundations?

## READ

- Bring out the roasting dish with a flat topped rock at one end and mound of damp sand at the other.
- Place the two 'houses' (lego, etc) on top of these 'foundations'. (The children could build the houses themselves if you have time.)
- When you finish the reading, let the children pour a jug of water to gently rain down upon each house.
- The house on the sand will tip over and fall as the water washes the sand away. The house on the rock will stay upright.



### “ The parable of the two builders: The House on Sand and the House on Rock

Jesus was preaching and teaching to thousands of people, and there were many who said they would follow him. But some people did not really mean it. Though they called themselves his disciples, they did not practice what Jesus preached – things like loving others and having a good attitude. Jesus told them it means nothing to say “Lord, Lord” when you don’t follow his commandments or do the will of God. So Jesus decided to tell them a story of how two men built their homes.

It is called the parable of the two builders:

“All those who listen to my words and do something about them are like a wise man who built his house on a rock. The man laid a strong foundation by digging deep into the earth. Then he worked carefully and slowly, making sure the building was strong and secure on the rock. And then the rains and floods came and the wind blew hard and beat against the house. But the house did not fall because it was built on a strong foundation.

But the person who hears my words and does nothing with them

is like a foolish man who built his house on sand. This man did not build a strong deep foundation. His tall house was built fast and he moved in feeling safe. The rain came down. The water came up. The wind blew and hit the house. The house couldn’t stand up to the flooding and storms - it cracked and broke apart.”

The crowds were surprised at Jesus’ story. Jesus warned the people that if they did not build their lives on a deep foundation by following his teaching, their house would also fall down. ”

*Matthew 7:24-27 (paraphrase)*

### FAMILY TALK TIME

- Talk about the story - what happened? Why?

### OUT OF THE BOX

- Take out the pieces of paper with two pictures of houses. Title one "House on the Sand" and the other "House on the Rock."

#### Questions

- What does the deep foundation in the story represent?
- What does the house represent?
- Brainstorm ideas of how we live when we build our lives on either sand or rock, and write the ideas inside the house, e.g.

**House on Sand** – ignore God, argue lots, be mean; impatient, thinking that things like money, fame, popularity, sports, physical beauty etc. are most important, be selfish.

**House on Rock** – obey God, try to be like Jesus, pray, be loving, helpful – actually living out what God wants for us.

- What do you think makes a wise decision, and what makes a foolish one?

### ACTIVITY

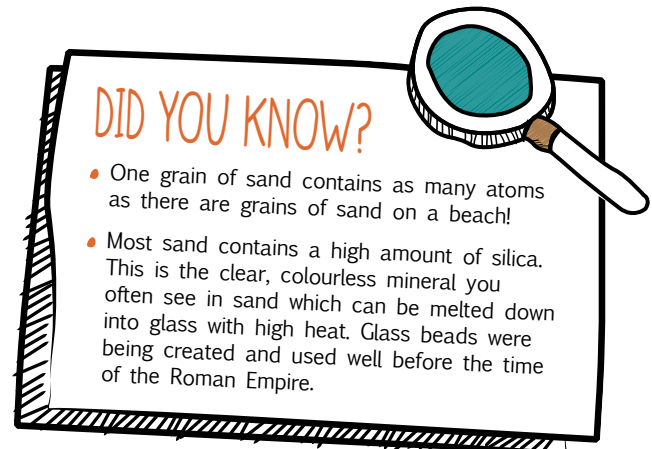
- Set up two chairs. Make one the wise chair, and the other the foolish chair.
- Read out the following scenarios.

#### Wise Choice/Foolish Choice

Choose one child at a time. Read out one of the following scenarios and have them choose either the wise chair or foolish chair to sit on. The child receives a sweet when they explain why the decision was wise or foolish.

#### Scenarios

- 1 You are waiting for sports practice to start and you



are bored so you start hitting the corner of a fence with the bat. You damage the bat and feel worried because it belongs to the school. You sneak it back into the sports shed hoping no one has noticed.

#### Wise/Foolish. What would be a wise decision?

- 2 Your cousin comes to play for the day. You have been really looking forward to her coming but she breaks one of your favourite things after she has just arrived. You feel really cross and don't play with her for the rest of the day.

#### Wise/Foolish. What would be a wise decision?

- 3 Mum gives you some money to buy your lunch and you spend it on a can of fizzy drink and some lollies on the way to school.

#### Wise/Foolish. What would be a wise decision?

- 4 You are having a test the next day but you decide to watch TV and play with your Barbie dolls instead of learning your words.

#### Wise/Foolish. What would be a wise decision?

- 5 It's a really busy day – and a hot day. Mum has told you that if you help her tidy up the house for the visitors who are coming, she will take you for a swim. You decide to play with your toys instead – so you miss out on the swim and Mum is not very happy with you.

#### Wise/Foolish. What would be a wise decision?

- 6 All the kids are talking about a new DVD that has

just come out that's really exciting. But Mum and Dad have said you can't watch it because it has got some bad stuff in it. You go to your friend's house and he suggests you watch it. You figure Mum and Dad won't know, so you watch it.

#### **Wise/Foolish. What would be a wise decision?**

7 It's athletics day – your friend has forgotten her lunch. She is really hungry and so are you. You decide to share half of your lunch with her.

#### **Wise/Foolish. What would be a wise decision?**

#### **Can you link these scenarios with any of the things Jesus said?**

Jesus said it was foolish if you knew the right thing to do and didn't do it. He said it was wise to do what you knew was right.

It can be difficult to listen to wise advice – sometimes we have to really work hard to listen.

- Take a pin out of the Faith Box.

Ask everyone to close their eyes, and tell them that you are going to drop a pin. When they hear the pin drop on the table top, they are to raise their hand.

Let someone else take a turn at dropping the pin.

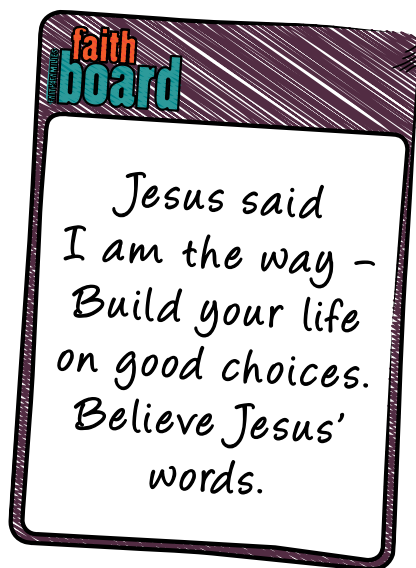
It can be hard sometimes to listen to God. How might we listen better? *e.g. pray, read the Bible, talk with parents and others about what they think.*

#### **PRAY**

Take turns holding the rock that had the house on it and ask God to help you be wise this week in the way you live your life. Ask the Holy Spirit to help you listen for his wisdom.

#### **LIVE**

Take the two sheets of paper with the houses drawn on them plus your list of wise and foolish ideas, and put them up where they can be easily seen this week. Add more ideas when you think of them.



#### **OTHER IDEAS**

- Make yummy houses out of square crackers (e.g. Sao crackers) and icing (icing sugar mixed with a little water and food colouring if desired)
- In pairs, play 'paper, scissors, rock' – then let the winners play the winners until you have a champion.
- Each night think of one of the things Jesus taught us, and write it on a slip of paper. Put the slips of paper into a tin or jar, and keep it on the dinner table. Take turns reading them and talking about ways you can remember to do them.

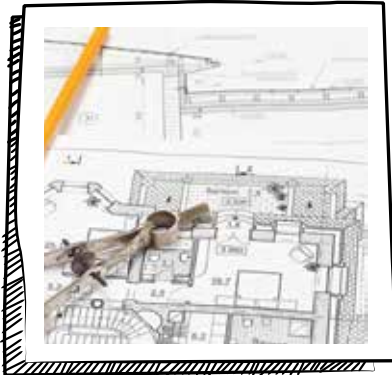
**CHECK OUT WHAT YOU NEED FOR NEXT SESSION...**



SESSION TEN



SURVEYING THE SITE



MAKING A PLAN




BUILDING FOUNDATIONS



ERECTING THE WALLS



ADDING THE ROOF



PAINTING THE WALLS